

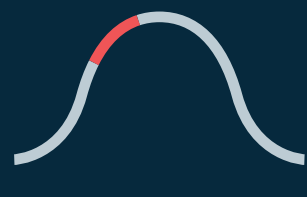


THE PROTOTYPICAL FRAUDSTER



87% MALE

men are 87% more likely to commit fraud than their female counterparts. (KPMG International)



AGES 36-45

average age of typical fraudster ranges between 36 and 45 years old. (KPMG International)



6+ YEARS

are employed by same company for more than six years. (KPMG International)



MANAGEMENT

fraudsters are typically in a senior level management position. (KPMG International)

EXTERNAL THREATS

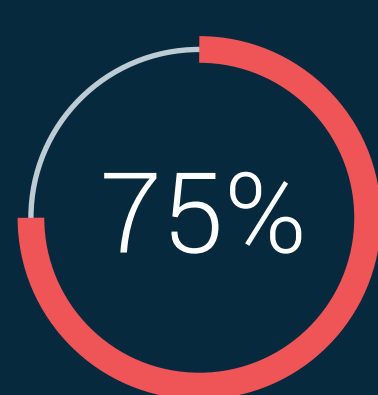


SOCIAL ENGINEERING

Fraudsters are increasingly using techniques to trick, deceive, and manipulate their victims into giving out confidential information, with reported losses from these schemes doubling in 2015 to nearly **£6.75 million** (BBC, 2016)

COLLUSION

80% of fraud involves two or more people where the fraudster recruits external parties or internal allies to execute the crime. (The Association of Certified Fraud Examiners (ACFE))



of those asked cited **fraud prevention** as their biggest risk.

(Bottomline Technologies Survey 2016)

INTERNAL THREATS




EMPLOYEE ACCESS

84% of those asked admitted they have the know-how and access to systems that meant they could commit fraud in their organisation. (Bottomline Technologies Survey 2016)

TOTAL LOSS

Last year, total reported internal fraud losses stood at **£2.4 trillion**. (The Association of Certified Fraud Examiners (ACFE))



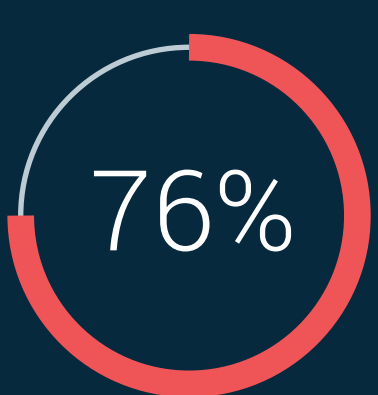
4.5 incidents per month

There are **55 employee-related incidents** of fraud on average in **12 months** in the UK.

(The Association of Certified Fraud Examiners (ACFE))

On average it takes a total of **375 days** to resolve a single act of fraud.

(The Association of Certified Fraud Examiners (ACFE))



of findings result in **insufficient** or inadmissible evidence.

(The Association of Certified Fraud Examiners (ACFE))



Read real-life examples of companies hit hard by payment fraud

[Read Article](#)